






New Paltz Central School District

**Grades 3-5
2018-19**



Report created by
Panorama Education

Summary

Topic Description	Results	Benchmark
<p>School Belonging</p> <p>How much students feel that they are valued members of the school community.</p>	<p>72%</p>	 <p>80th - 99th percentile compared to others nationally</p>
<p>School Safety</p> <p>Perceptions of student physical and psychological safety at school.</p>	<p>75%</p>	 <p>80th - 99th percentile compared to others nationally</p>
<p>School Teacher-Student Relationships</p> <p>How strong the social connection is between teachers and students within and beyond the school.</p>	<p>77%</p>	 <p>80th - 99th percentile compared to others nationally</p>

417 responses

School Belonging

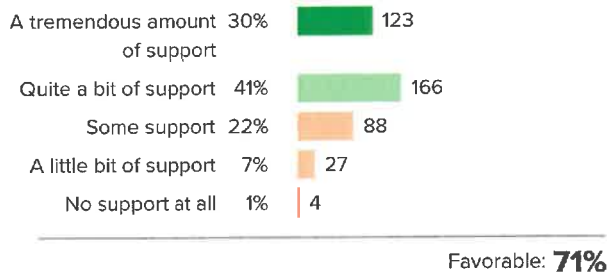
Your average

72%

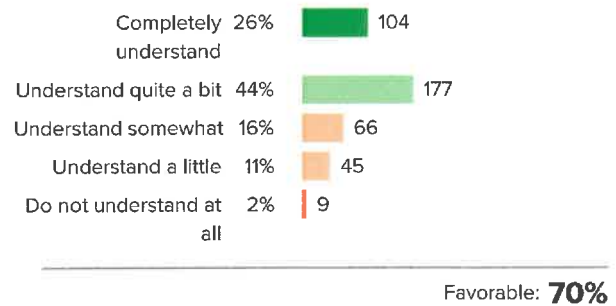
417 responses

How did people respond?

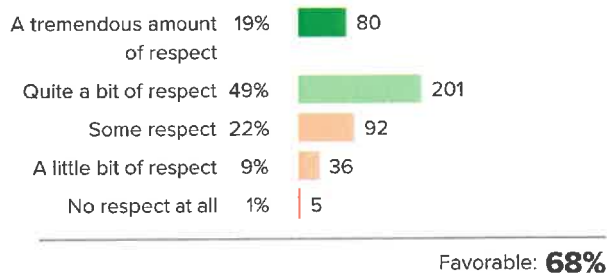
Q.1: How much support do the adults at your school give you?



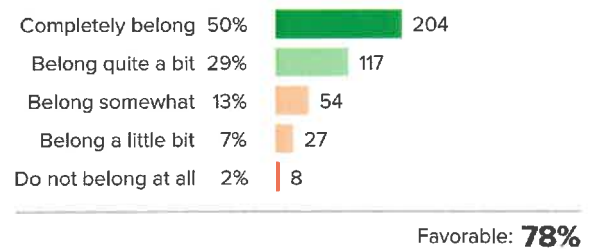
Q.2: How well do people at your school understand you as a person?



Q.3: How much respect do students at your school show you?



Q.4: Overall, how much do you feel like you belong at your school?



School Safety

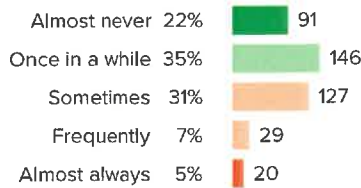
Your average

75%

417 responses

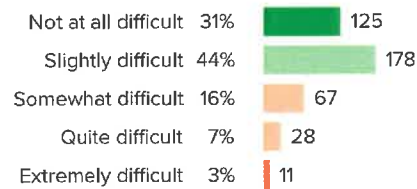
How did people respond?

Q.1: How often are people disrespectful to others at your school?



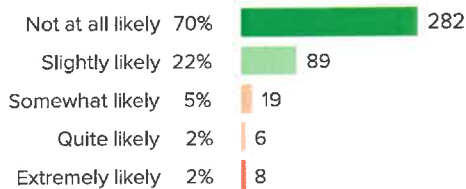
Favorable: **57%**

Q.2: If a student is bullied in school, how difficult is it for him/her to get help from an adult?



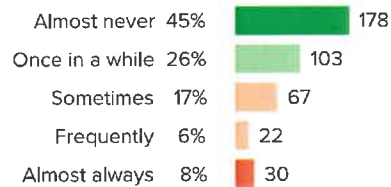
Favorable: **74%**

Q.3: How likely is it that someone from your school will bully you online?



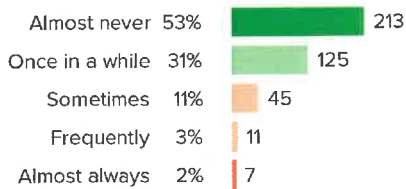
Favorable: **92%**

Q.4: How often do you worry about violence at your school?



Favorable: **70%**

Q.5: How often do students get into physical fights at your school?



Favorable: **84%**

School Teacher-Student Relationships

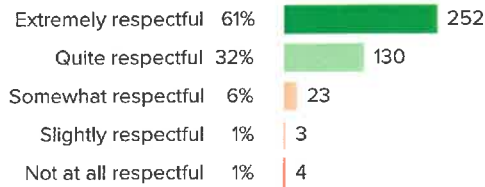
Your average

77%

417 responses

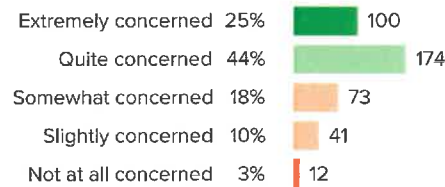
How did people respond?

Q.1: How respectful are your teachers towards you?



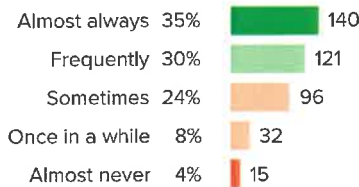
Favorable: **93%**

Q.2: If you walked into class upset, how concerned would your teachers be?



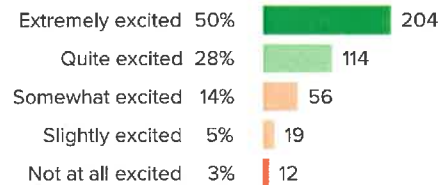
Favorable: **69%**

Q.3: When your teachers ask, "How are you?", how often do you feel that your teachers really want to know your answer?



Favorable: **65%**

Q.4: How excited would you be to have your teachers again?



Favorable: **79%**






New Paltz Central School District

**Grades 6-12
2018-19**



Report created by
Panorama Education

Summary

Topic Description	Results	Benchmark
Diverse Relationships	52%	
School Belonging How much students feel that they are valued members of the school community.	39%	 0th - 19th percentile compared to others nationally
School Equity and Action	46%	
School Safety Perceptions of student physical and psychological safety at school.	63%	 60th - 79th percentile compared to others nationally
School Teacher-Student Relationships How strong the social connection is between teachers and students within and beyond the school.	48%	 0th - 19th percentile compared to others nationally
Valuing of Diversity	44%	

1,166 responses

Diverse Relationships

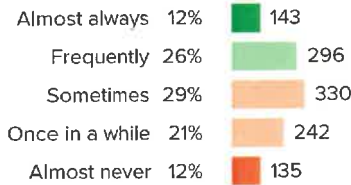
Your average

52%

1,166 responses

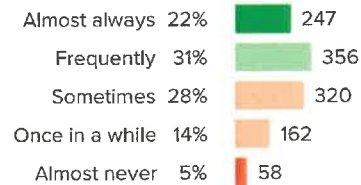
How did people respond?

Q.1: How often do you have opportunities at school to get to know people from different races, ethnicities, or cultures?



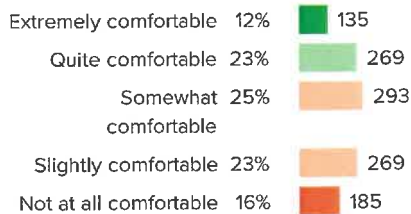
Favorable: **38%**

Q.2: How often do you spend time at school with students from different races, ethnicities, or cultures?



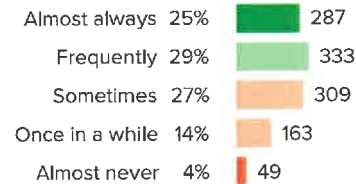
Favorable: **53%**

Q.3: When you have an opinion that other students might disagree with, how comfortable are you sharing it?



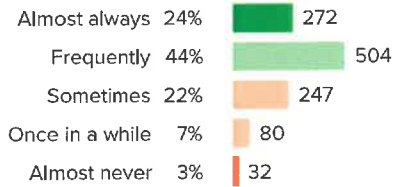
Favorable: **35%**

Q.4: How often do you have classes with students from different racial, ethnic, or cultural backgrounds?



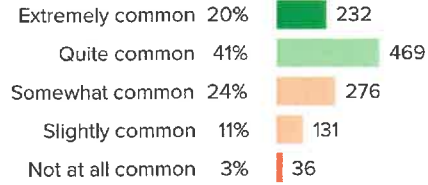
Favorable: **54%**

Q.5: At your school, how often do students from different races, ethnicities, or cultures hang out with each other?



Favorable: **68%**

Q.6: At your school, how common is it for students to have close friends from different racial, ethnic, or cultural backgrounds?



Favorable: **61%**

School Belonging

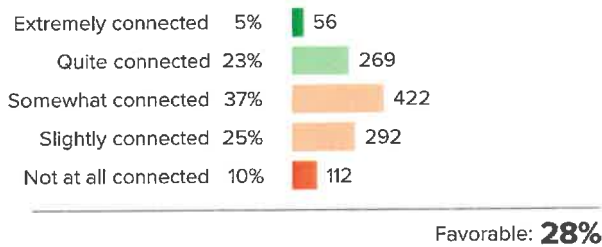
Your average

39%

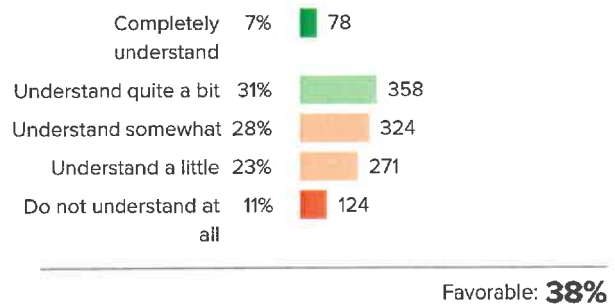
1,166 responses

How did people respond?

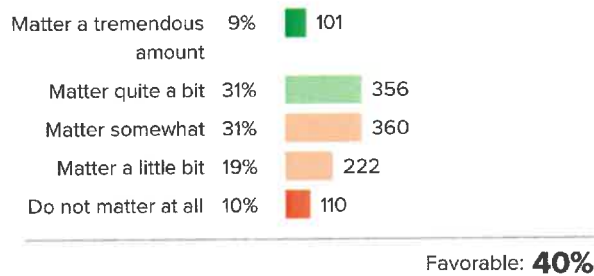
Q.1: How connected do you feel to the adults at your school?



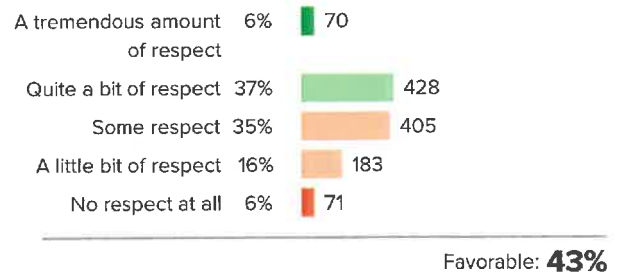
Q.2: How well do people at your school understand you as a person?



Q.3: How much do you matter to others at this school?

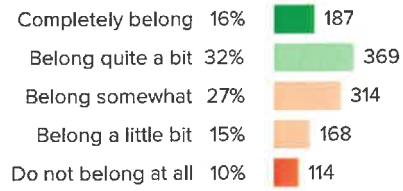


Q.4: How much respect do students in your school show you?





Q.5: Overall, how much do you feel like you belong at your school?



Favorable: **48%**

School Equity and Action

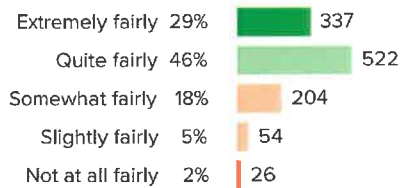
Your average

46%

1,166 responses

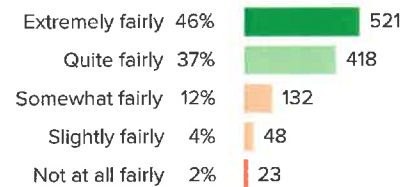
How did people respond?

Q.1: How fairly do students at your school treat people from different races, ethnicities, or cultures?



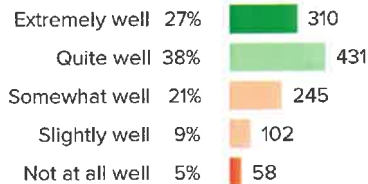
Favorable: **75%**

Q.2: How fairly do adults at your school treat people from different races, ethnicities, or cultures?



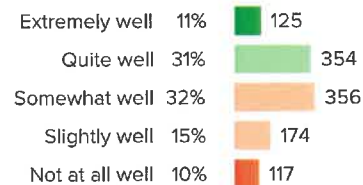
Favorable: **82%**

Q.3: How well does your school provide equal opportunities to all students?



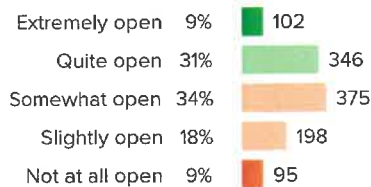
Favorable: **65%**

Q.4: At your school, how well do students understand each other's thoughts about racism?



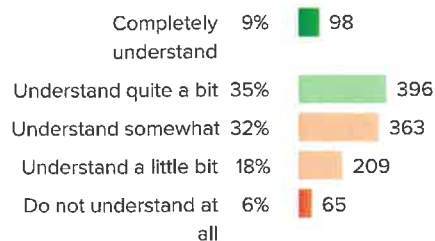
Favorable: **43%**

Q.5: At your school, how open are students to different views on race-related issues?



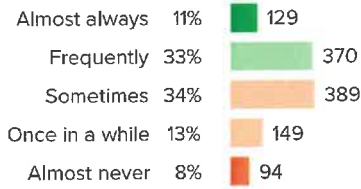
Favorable: **40%**

Q.6: How well do students at your school understand the different ways that race can affect people's lives?



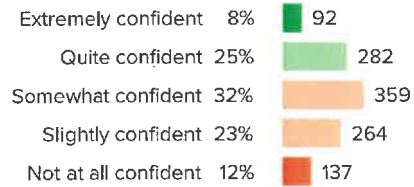
Favorable: **44%**

Q.7: How often do you think about what someone of a different race, ethnicity, or culture experiences?



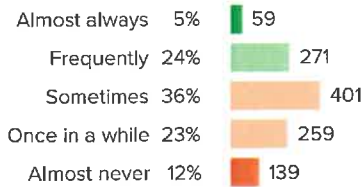
Favorable: **44%**

Q.8: How confident are you that students at your school can have honest conversations with each other about race?



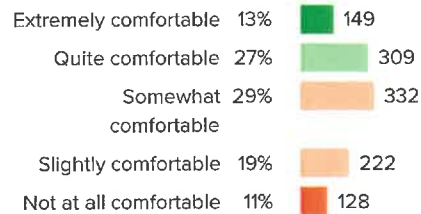
Favorable: **33%**

Q.9: At your school, how often are you encouraged to think more deeply about race-related topics?



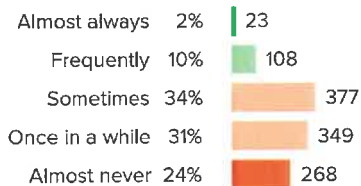
Favorable: **29%**

Q.10: How comfortable are you sharing your thoughts about race-related topics with other students at your school?



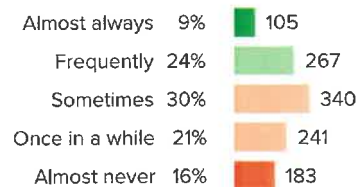
Favorable: **40%**

Q.11: How often do students at your school have important conversations about race, even when they might be uncomfortable?



Favorable: **12%**

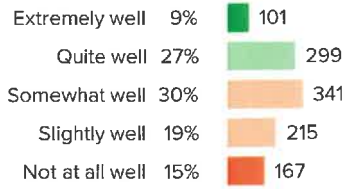
Q.12: When there are major news events related to race, how often do adults at your school talk about them with students?



Favorable: **33%**

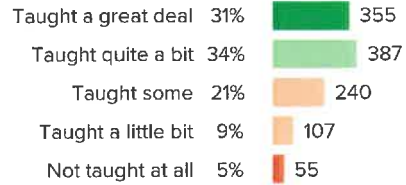


Q.13: How well does your school help students speak out against racism?



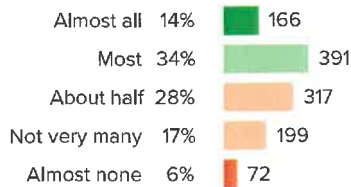
Favorable: **36%**

Q.14: At your school, how much are students taught to treat people fairly, regardless of their race, ethnicity, or culture?



Favorable: **65%**

Q.15: How many students at your school would speak up if they saw people being treated unfairly because of their race, ethnicity, or culture?



Favorable: **49%**

School Safety

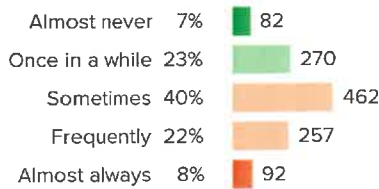
Your average

63%

1,166 responses

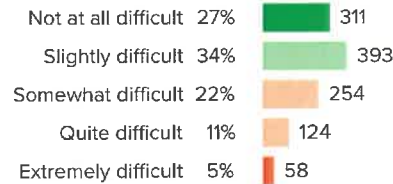
How did people respond?

Q.1: How often are people disrespectful to others at your school?



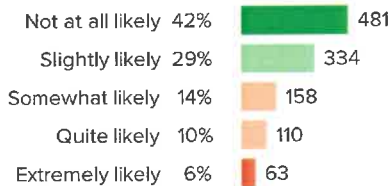
Favorable: **30%**

Q.2: If a student is bullied in school, how difficult is it for him/her to get help from an adult?



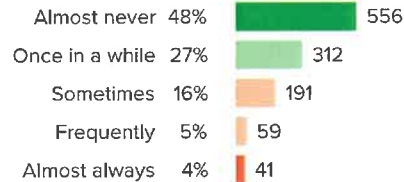
Favorable: **62%**

Q.3: How likely is it that someone from your school will bully you online?



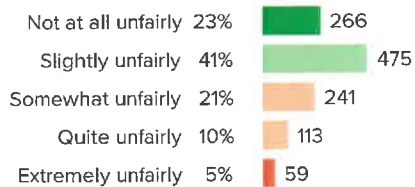
Favorable: **71%**

Q.4: How often do you worry about violence at your school?



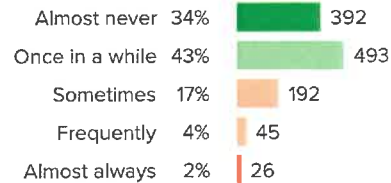
Favorable: **75%**

Q.5: At your school, how unfairly do the adults treat the students?



Favorable: **64%**

Q.6: How often do students get into physical fights at your school?



Favorable: **77%**

School Teacher-Student Relationships

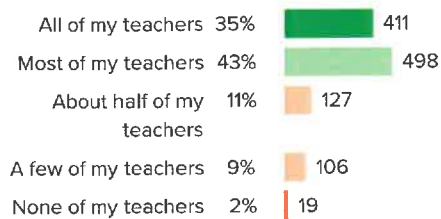
Your average

48%

1,166 responses

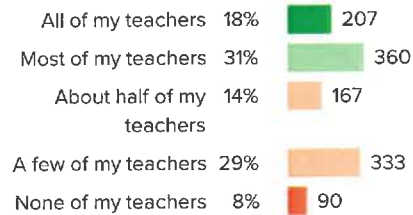
How did people respond?

Q.1: How many of your teachers are respectful towards you?



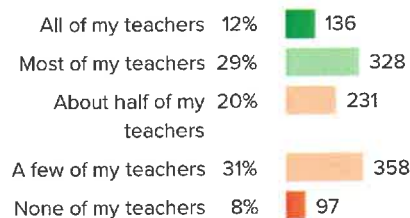
Favorable: **78%**

Q.2: If you walked into class upset, how many of your teachers would be concerned?



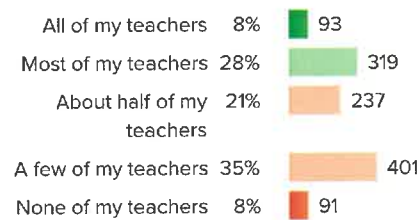
Favorable: **49%**

Q.3: If you came back to visit class three years from now, how many of your teachers would be excited to see you?



Favorable: **40%**

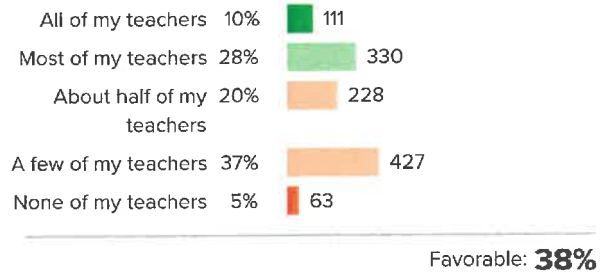
Q.4: When your teachers ask how you are doing, how many of them are really interested in your answer?



Favorable: **36%**



Q.5: How many of your teachers would you be excited to have again in the future?



Valuing of Diversity

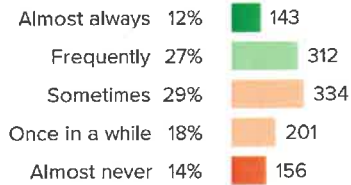
Your average

44%

1,166 responses

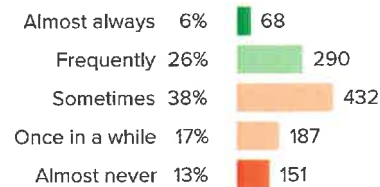
How did people respond?

Q.1: How often do your teachers encourage you to think about how people from different races, ethnicities, or cultures feel?



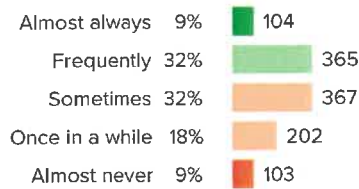
Favorable: **40%**

Q.2: In school, how often are people of color shown as role models?



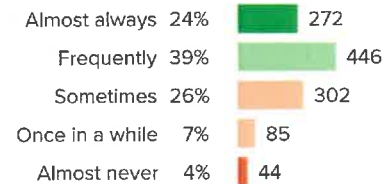
Favorable: **32%**

Q.3: How often do teachers encourage you to learn about people from different races, ethnicities, or cultures?



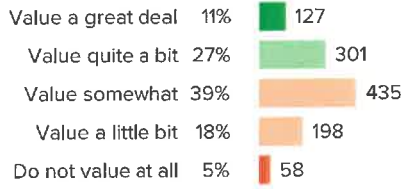
Favorable: **41%**

Q.4: How often do you try to understand perspectives different from your own?



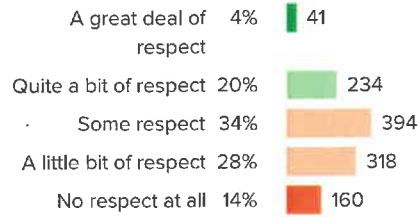
Favorable: **62%**

Q.5: Overall, how much do students at your school value diversity?



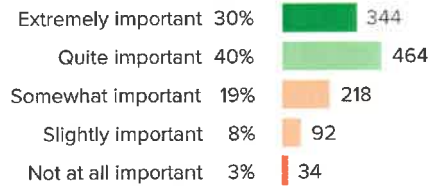
Favorable: **38%**

Q.6: How much respect do students at your school show people with opinions different from their own?



Favorable: **24%**

Q.7: How important is it to talk with people who have points of view different from yours?



Favorable: **70%**





New Paltz Central School District

Staff Survey
2018-19



Report created by
Panorama Education

Summary

Topic Description	Results	Benchmark
<p>Professional Learning</p> <p>Perceptions of the amount and quality of professional growth and learning opportunities available to faculty and staff.</p>	<p>45%</p>	 <p>20th - 39th percentile compared to others nationally</p>
<p>School Climate</p> <p>Perceptions of the overall social and learning climate of the school.</p>	<p>60%</p>	 <p>40th - 59th percentile compared to others nationally</p>

85 responses

Professional Learning

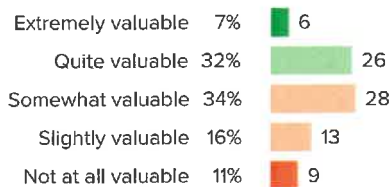
Your average

45%

85 responses

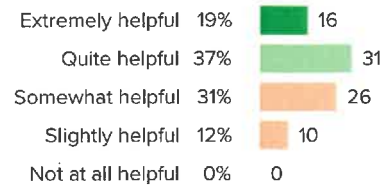
How did people respond?

Q.1: At your school, how valuable are the available professional development opportunities?



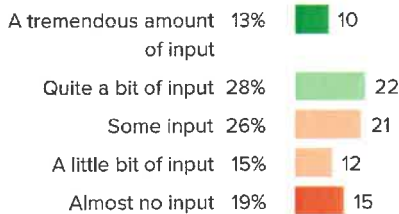
Favorable: **39%**

Q.2: How helpful are your colleagues' ideas for improving your work?



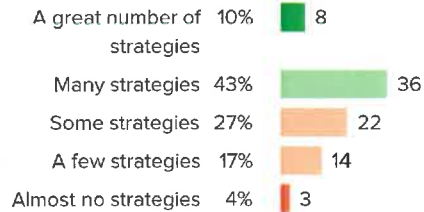
Favorable: **57%**

Q.3: How much input do you have into individualizing your own professional development opportunities?



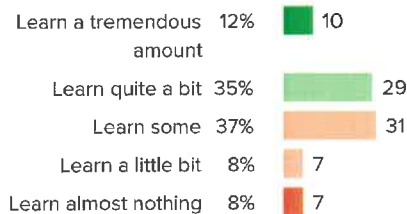
Favorable: **40%**

Q.4: Through working at your school, how many new strategies for your job have you learned?



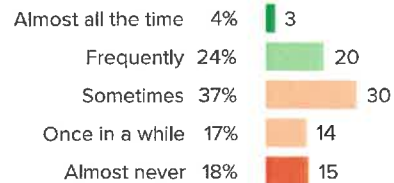
Favorable: **53%**

Q.5: Overall, how much do you learn from the leaders at your school?



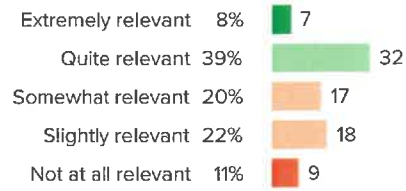
Favorable: **46%**

Q.6: How often do your professional development opportunities help you explore new ideas?



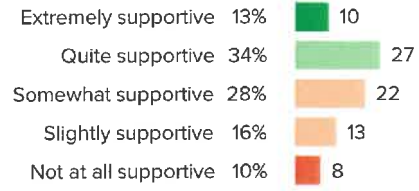
Favorable: **28%**

Q.7: How relevant have your professional development opportunities been to your work?



Favorable: **47%**

Q.8: Overall, how supportive has the school been of your professional growth?

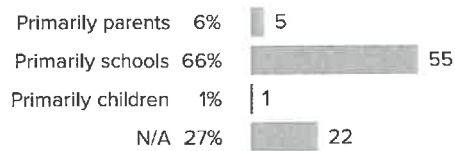


Favorable: **46%**


Roles and Responsibilities

How did people respond?

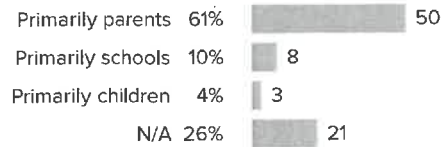
Q.1: Who do you think is principally responsible for...making sure that the children understand what is being taught at school?




Q.2: Who do you think is principally responsible for...ensuring children have good relationships with their peers?



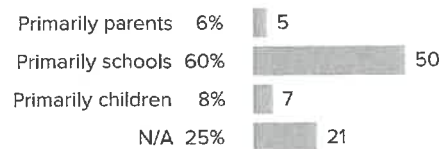
Q.3: Who do you think is principally responsible for...making time for doing fun activities that are unrelated to schoolwork?



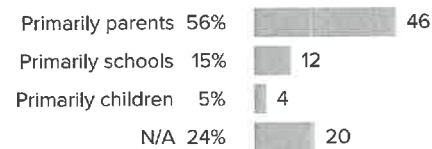
Q.4: Who do you think is principally responsible for...making sure that the children have an adult to talk to at school?



Q.5: Who do you think is principally responsible for...identifying what children are most interested in learning?




Q.6: Who do you think is principally responsible for...making sure that children have enough time set aside to do all of their school-related work?






Q.7: Who do you think is principally responsible for...helping children deal with their emotions appropriately?



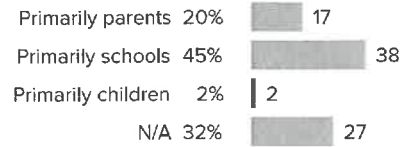
Q.8: Who do you think is principally responsible for...making sure the children's learning environment is safe?



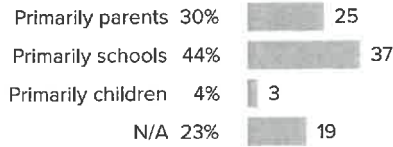
Q.9: Who do you think is principally responsible for...ensuring good communication between home and school?



Q.10: Who do you think is principally responsible for...calling attention to decisions about learning that do not seem to be in the best interest of the children?



Q.11: Who do you think is principally responsible for...making sure children are supported to do their best in school?



School Climate

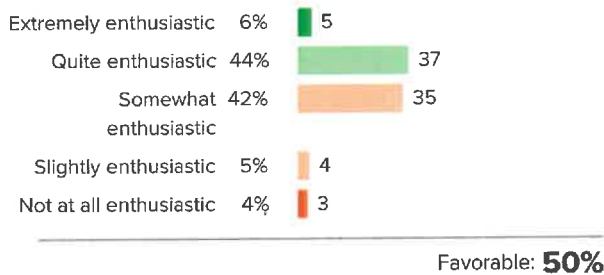
Your average

60%

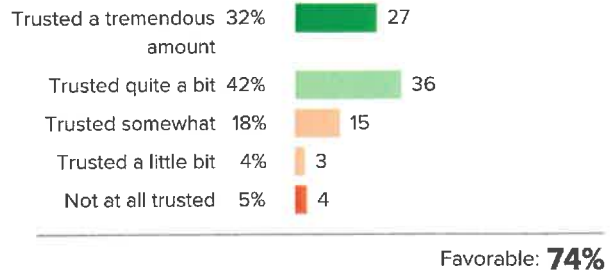
85 responses

How did people respond?

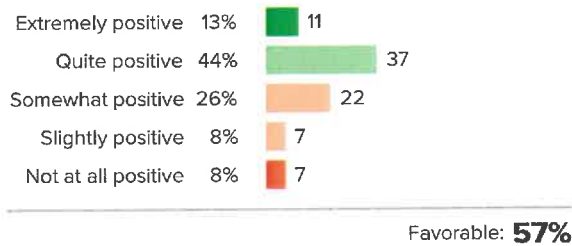
Q.1: On most days, how enthusiastic are the students about being at school?



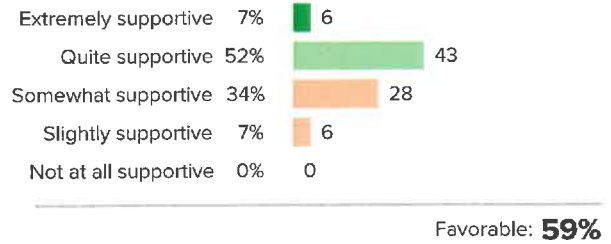
Q.2: To what extent are staff trusted to work in the way they think is best?



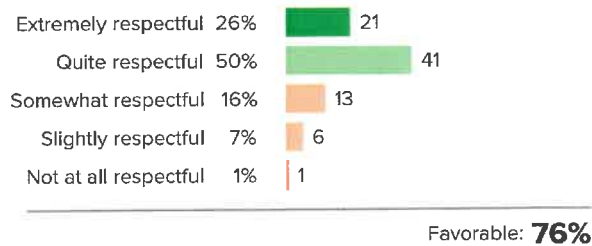
Q.3: How positive are the attitudes of your colleagues?



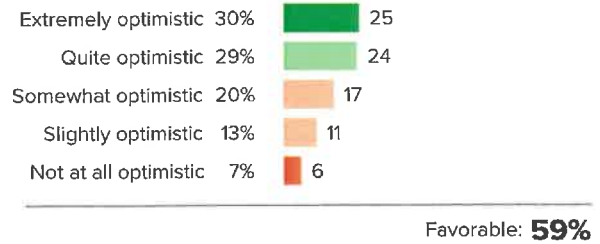
Q.4: How supportive are students in their interactions with each other?



Q.5: How respectful are the relationships between staff and students?

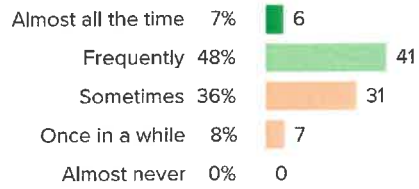


Q.6: How optimistic are you that your school will improve in the future?



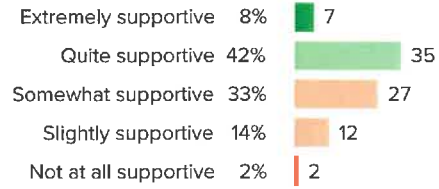


Q.7: How often do you see students helping each other without being prompted?



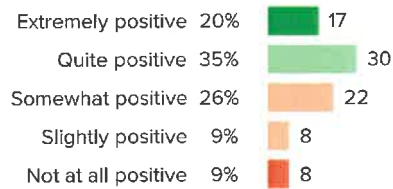
Favorable: **55%**

Q.8: When new initiatives are presented at your school, how supportive are your colleagues?



Favorable: **51%**

Q.9: Overall, how positive is the working environment at your school?



Favorable: **55%**







New Paltz Central School District

**Teacher Survey
2018-19**



Report created by
Panorama Education

Summary

Topic Description	Results	Benchmark
<p>Educating All Students</p>	<p>69%</p>	 <p>0th - 19th percentile compared to others nationally</p>
<p>Professional Learning</p> <p>Perceptions of the amount and quality of professional growth and learning opportunities available to faculty and staff.</p>	<p>46%</p>	 <p>20th - 39th percentile compared to others nationally</p>
<p>School Climate</p> <p>Perceptions of the overall social and learning climate of the school.</p>	<p>62%</p>	 <p>40th - 59th percentile compared to others nationally</p>
<p>Teaching Efficacy</p> <p>Faculty perceptions of their professional strengths and areas for growth.</p>	<p>74%</p>	 <p>40th - 59th percentile compared to others nationally</p>

213 responses

Educating All Students

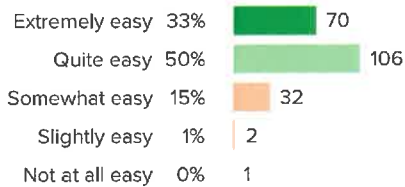
Your average

69%

213 responses

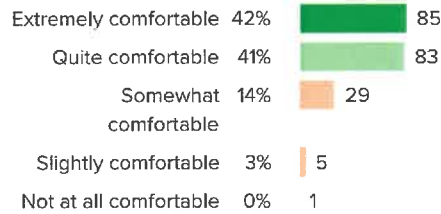
How did people respond?

Q.1: How easy do you find interacting with students at your school who are from a different cultural background than your own?



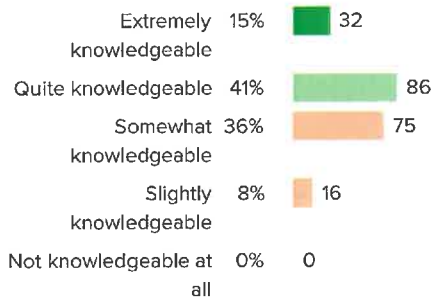
Favorable: **83%**

Q.2: How comfortable would you be incorporating new material about people from different backgrounds into your curriculum?



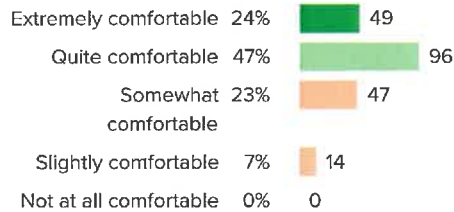
Favorable: **83%**

Q.3: How knowledgeable are you regarding where to find resources for working with students who have unique learning needs?



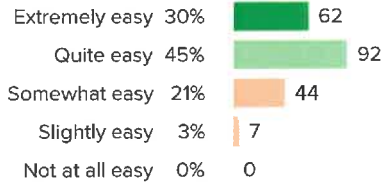
Favorable: **56%**

Q.4: If students from different backgrounds struggled to get along in your class, how comfortable would you be intervening?



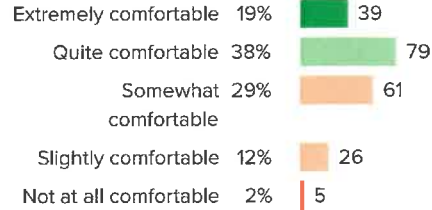
Favorable: **70%**

Q.5: How easy would it be for you to teach a class with groups of students from very different religions from each other?



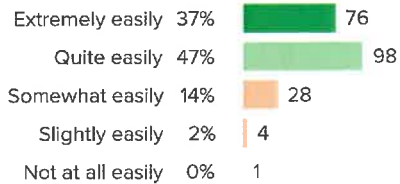
Favorable: **75%**

Q.6: In response to events that might be occurring in the world, how comfortable would you be having conversations about race with your students?



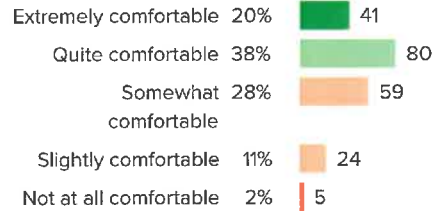
Favorable: **56%**

Q.7: How easily do you think you could make a particularly overweight student feel like a part of class?



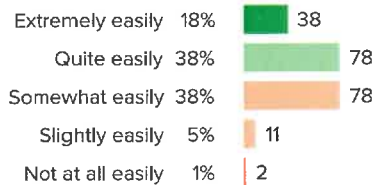
Favorable: **84%**

Q.8: How comfortable would you be having a student who could not communicate well with anyone in class because his/her home language was unique?



Favorable: **58%**

Q.9: When a sensitive issue of diversity arises in class, how easily can you think of strategies to address the situation?



Favorable: **56%**

Professional Learning

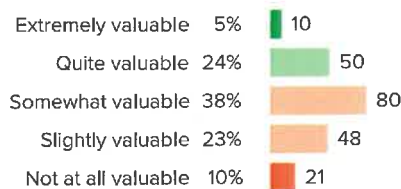
Your average

46%

213 responses

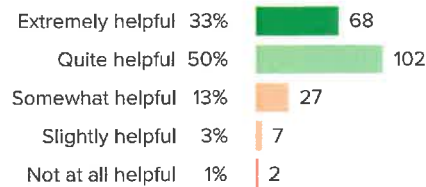
How did people respond?

Q.1: At your school, how valuable are the available professional development opportunities?



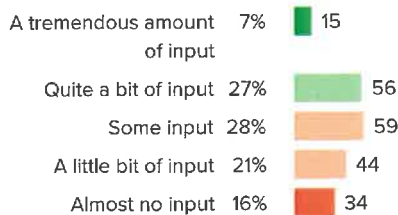
Favorable: **29%**

Q.2: How helpful are your colleagues' ideas for improving your teaching?



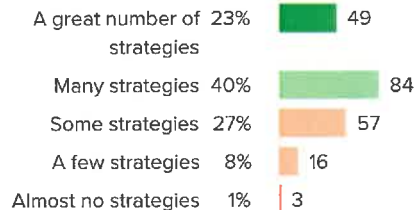
Favorable: **83%**

Q.3: How much input do you have into individualizing your own professional development opportunities?



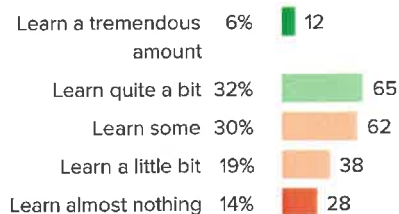
Favorable: **34%**

Q.4: Through working at your school, how many new teaching strategies have you learned?



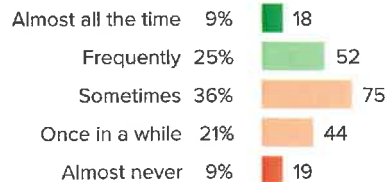
Favorable: **64%**

Q.5: Overall, how much do you learn about teaching from the leaders at your school?



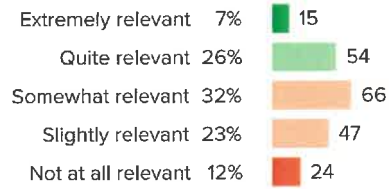
Favorable: **38%**

Q.6: How often do your professional development opportunities help you explore new ideas?



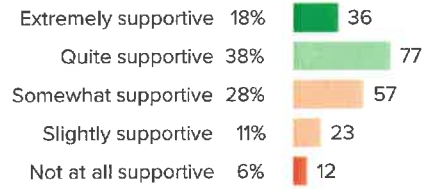
Favorable: **34%**

Q.7: How relevant have your professional development opportunities been to the content that you teach?



Favorable: **33%**

Q.8: Overall, how supportive has the school been of your growth as a teacher?




Favorable: **55%**

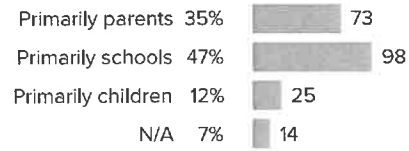
Roles and Responsibilities

How did people respond?

Q.1: Who do you think is principally responsible for...making sure that the children understand what is being taught at school?




Q.2: Who do you think is principally responsible for...ensuring children have good relationships with their peers?



Q.3: Who do you think is principally responsible for...making time for doing fun activities that are unrelated to schoolwork?



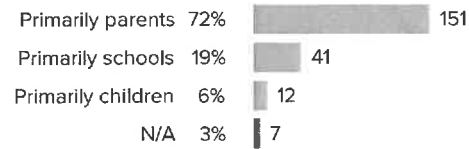
Q.4: Who do you think is principally responsible for...making sure that the children have an adult to talk to at school?



Q.5: Who do you think is principally responsible for...identifying what children are most interested in learning?




Q.6: Who do you think is principally responsible for...making sure that children have enough time set aside to do all of their school-related work?



Q.7: Who do you think is principally responsible for...helping children deal with their emotions appropriately?



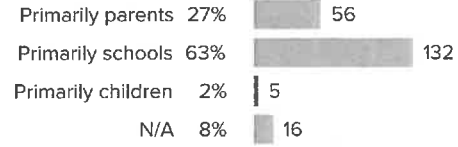
Q.8: Who do you think is principally responsible for...making sure the children's learning environment is safe?




Q.9: Who do you think is principally responsible for...ensuring good communication between home and school?



Q.10: Who do you think is principally responsible for...calling attention to decisions about learning that do not seem to be in the best interest of the children?



Q.11: Who do you think is principally responsible for...making sure children are supported to do their best in school?



School Climate

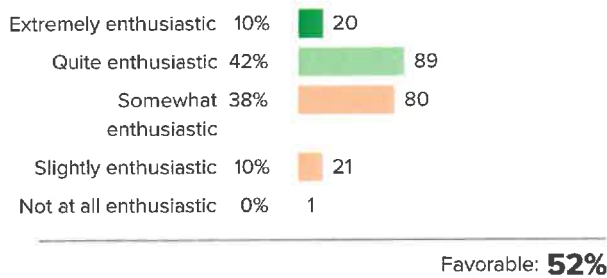
Your average

62%

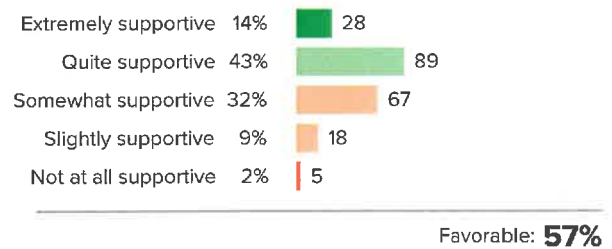
213 responses

How did people respond?

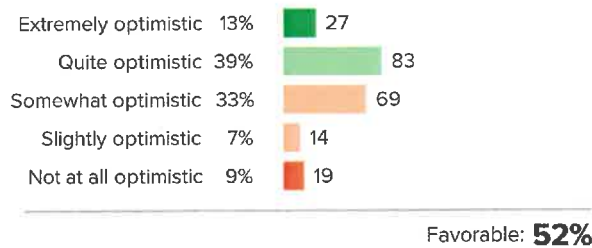
Q.1: On most days, how enthusiastic are the students about being at school?



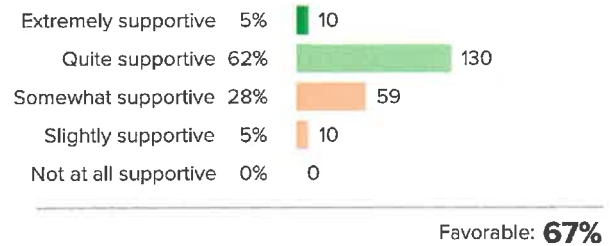
Q.2: When new initiatives to improve teaching are presented at your school, how supportive are your colleagues?



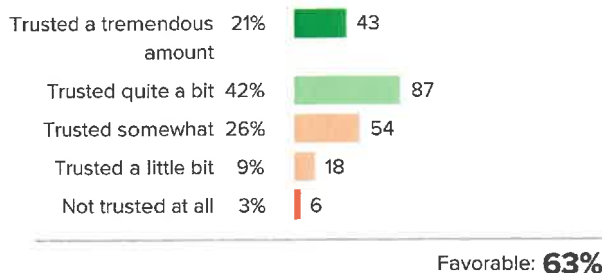
Q.3: How optimistic are you that your school will improve in the future?



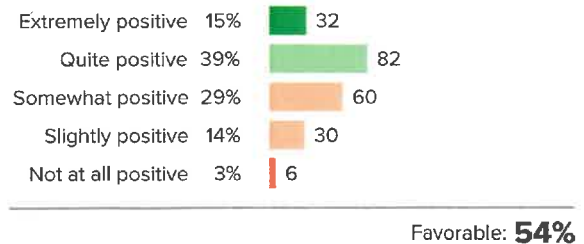
Q.4: How supportive are students in their interactions with each other?



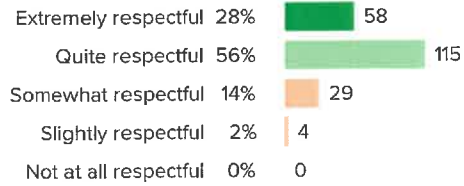
Q.5: To what extent are teachers trusted to teach in the way they think is best?



Q.6: How positive are the attitudes of your colleagues?

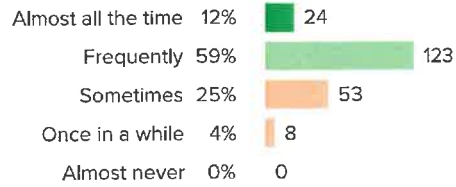


Q.7: How respectful are the relationships between teachers and students?



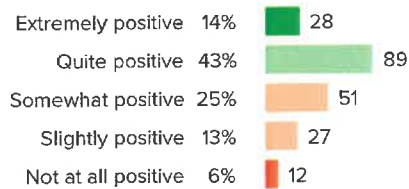
Favorable: **84%**

Q.8: How often do you see students helping each other without being prompted?



Favorable: **71%**

Q.9: Overall, how positive is the working environment at your school?



Favorable: **57%**

Teaching Efficacy

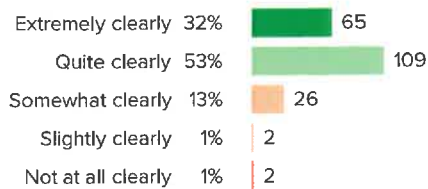
Your average

74%

213 responses

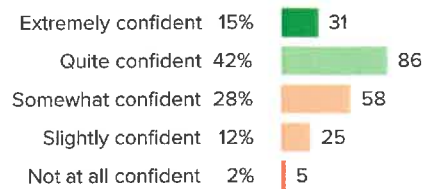
How did people respond?

Q.1: How clearly can you explain the most complicated content to your students?



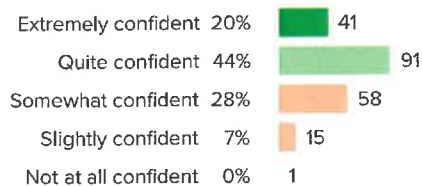
Favorable: **85%**

Q.2: How confident are you that you can move through material at a pace that works well for each of your students?



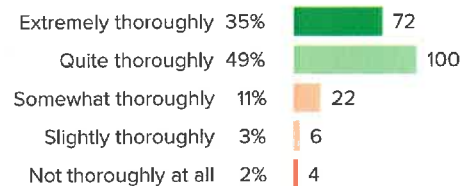
Favorable: **57%**

Q.3: How confident are you that you can help your school's most challenging students to learn?



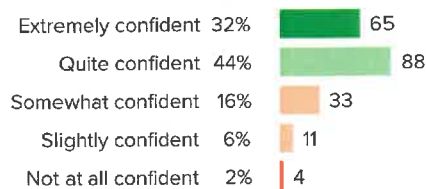
Favorable: **64%**

Q.4: How thoroughly do you feel that you know all the content you need to teach?



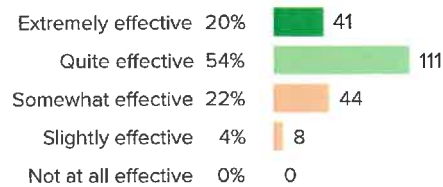
Favorable: **84%**

Q.5: If a parent were upset about something in your class, how confident are you that you could have a productive conversation with this parent?



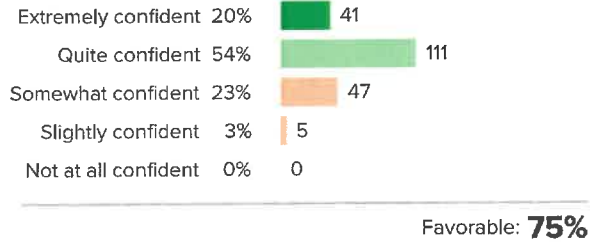
Favorable: **76%**

Q.6: How effective do you think you are at managing particularly disruptive classes?

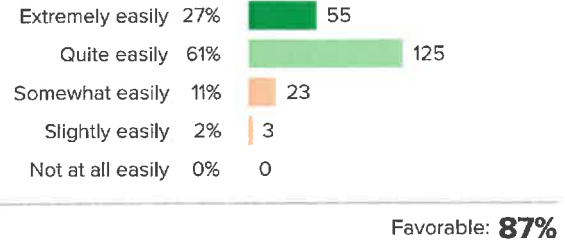


Favorable: **75%**

Q.7: How confident are you that you can meet the learning needs of your most advanced students?



Q.8: When one of your teaching strategies fails to work for a group of students, how easily can you think of another approach to try?



Q.9: How confident are you that you can engage students who typically are not motivated?

